

Design Your Own Heavy Duty Commercial Unit

Instructions: Use this form to design your own Heavy Duty Commercial Unit, make sure to fill out the truck information and contact information sections correctly. When done present the form to your local Jeraco dealer to confirm your selections and to place your order.

Truck Year: _____ Make & Model: _____

Truck Cab: _____ Bed Size: _____

Select Your Cap Type









Compact And Full-Size Trucks

24"

30"

36"

24" to 30"
Wedge

1999+ Ford Super Duty

26"

30"

36"

26" to 30"
Wedge

Select Your Color

 White

 DuPont Automotive Basecoat / Clearcoat Finish

 Black

 Other - For additional available aluminum colors contact your local authorized Jeraco dealer.

Paint Information: _____

Select Your Front Window



No Front Window



Mitered Picture Window



Mitered Sliding Window

Metal Security Screen

Select Your Rear Door



Half-Gate Door



Half-Gate Door With Radius Window



Double Walk-In Door



Double Walk-In Door With Radius Windows



Rear-Lift Door



Rear-Lift Door With Radius Window

Inner Door Panel

Inner Door Panel

Inner Door Panels

Inner Door Panels

Inner Door Panel

Inner Door Panel

Metal Security Screen

Metal Security Screen

Metal Security Screen

Cut Along This Line

Design Your Own Heavy Duty Commercial Unit

Select Your Side Door Options

Inner Door Panels

Metal Security Screens



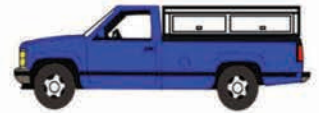
65" Side Door (Standard)

DS PS



65" Side Door With Radius Window

DS PS



Dual 40" Side Doors (8' Beds Only)

DS PS



Dual Radius Windows In A 65" Side Door

DS PS



No Side Doors Solid Aluminum Sides

DS PS


Select Your Toolbox And Shelving

No Tool Box Driver's Side

No Tool Box Passenger's Side

Toolbox Length

68" 90"



1

DS PS



2

DS PS



3

DS PS



4

DS PS



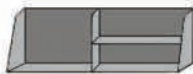
5

DS PS



6

DS PS



7

DS PS



8

DS PS



9

DS PS



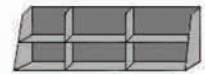
10

DS PS



11

DS PS



12

DS PS

Select Your Roof Rack



No Rack (Standard)



Contractor Rack With Center Supports



3 Piece Boat/Ladder Rack



2 Piece Boat/Ladder Rack

12 Volt Dome Light(s)

Light Type

Light Position

Rear Door

Incandescent 12 Volt

Driver's Side Tool Box

LED 12 Volt

Passenger Side Tool Box

LED Battery

Front Of Cap

Customer Contact Information

Name: _____

Address: _____

Phone No.: _____

Dealers - Please fill out the section below and make sure the truck information section is completed before submitting your order.

Please keep a copy of this form for your records

Dealer: _____

Salesperson: _____